



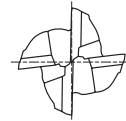
PLAIN SHANK
GLATTER ZYLINDERSCHAFT

FLAT SHANK
SEITLICHEN MITNAHMEFLÄCHEN

CARBIDE, 4 FLUTE MULTIPLE HELIX LONG LENGTH VOLLHARTMETALL, 4 SCHNEIDEN MEHRSCHEIDIG FRÄSER LANG

- ▶ Special flute geometry and multiple helix eliminate vibrations
- ▶ Designed to machine mild steels, cast irons, tool steels, and low hardened steels up to HRc 40.
- ▶ Excellent work piece finishes.
- ▶ Higher speeds, deeper cuts, and higher metal removal rates.

- ▶ Besondere Nutenform und variable Drallsteigung verhindern Vibrationen.
- ▶ Für die Bearbeitung von Baustahl, Guss, Werkzeugstahl und niedrig legierten Stählen bis HRc40.
- ▶ Ausgezeichnete Werkstückoberfläche.
- ▶ Höhere Schnittgeschwindigkeit, tieferer Schnitt und größeres Entspannungsvolumen.



Unit : mm

EDP No.		Mill Diameter	Shank Diameter	Length of Cut	Overall Length
PLAIN	FLAT				
EMD38030	EMD39030	3.0	6	8	57
EMD38040	EMD39040	4.0	6	11	57
EMD38050	EMD39050	5.0	6	13	57
EMD38060	EMD39060	6.0	6	13	57
EMD38080	EMD39080	8.0	8	19	63
EMD38100	EMD39100	10.0	10	22	72
EMD38120	EMD39120	12.0	12	26	83
EMD38140	EMD39140	14.0	14	26	83
EMD38160	EMD39160	16.0	16	32	92
EMD38180	EMD39180	18.0	18	32	92
EMD38200	EMD39200	20.0	20	38	104
EMD38250	EMD39250	25.0	25	38	104

Mill Dia. Tolerance(mm)	Shank Dia. Tolerance
0~-0.03	h6

◎ : Excellent ○ : Good

Carbon Steels	Alloy Steels	Prehardened Steels	Hardened Steels		High Hardened Steels	Copper	Graphite	Cast Iron	Aluminum	Stainless Steels	Titanium	Inconel	Acrylic	CFRP
~HB225	HB225~325	HRc30~40	HRc40~45	HRc45~55	HRc55~70									
◎	◎	◎	○					○		○				

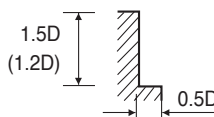
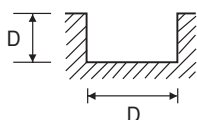


RECOMMENDED CUTTING CONDITIONS
EMFOHLENE SCHNEIDKONDITIONEN

CARBIDE, 4 FLUTE
VOLLHARTMETALL, 4 SCHNEIDEN

EMD42, EMD43, EMD44, EMD45, EMD38, EMD39, EMD40, EMD41, EME05, EME06, EME33, EME34 SERIES

MATERIAL	ALLOY STEELS TOOL STEELS CARBON STEELS				ALLOY STEELS TOOL STEELS CARBON STEELS			
	HARDNESS	~ HB 300				HB 300 ~ HB 380		
STRENGTH	~ 1000N/mm ²				1000 ~ 1300N/mm ²			
DIAMETER	RPM	FEED	Vc	Fz	RPM	FEED	Vc	Fz
3.0	13475	275	125	0.005	9430	190	90	0.005
4.0	10105	330	125	0.008	7070	230	90	0.008
5.0	8085	370	125	0.011	5660	260	90	0.011
6.0	6735	435	125	0.016	4715	305	90	0.016
8.0	5050	555	125	0.027	3535	385	90	0.027
10.0	4455	690	140	0.039	3115	480	100	0.039
12.0	3710	695	140	0.047	2600	485	100	0.047
14.0	3180	620	140	0.049	2225	435	100	0.049
16.0	2785	590	140	0.053	1950	410	100	0.053
18.0	2475	585	140	0.059	1730	410	100	0.059
20.0	2225	580	140	0.065	1560	405	100	0.065
25.0	1780	450	140	0.063	1245	315	100	0.063



* () : Short length Type

1.2 x D Axial cutting depth should be applied for Short length series DIA over 8mm

RPM = rev./min.
FEED = mm/min.
Vc = m/min.
fz = mm/t