



STRAIGHT FLUTE TAPS

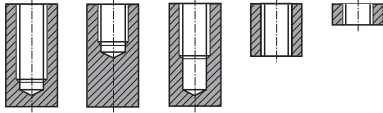
TE821 SERIES

M ISO metric coarse threads DIN 13 Metrisches ISO-Gewinde DIN 13

► Suitable for tapping cast iron or similar work materials.

► Geeignet zum Gewindeschneiden von Guss oder ähnlichen Werkstoffen

Hole type



DIN 371

DIN 376

Material groups

GG

HSS-E

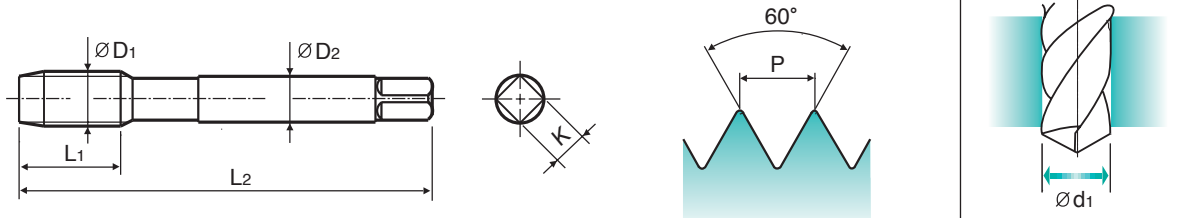
DIN 371/376

6HX



NI

Machine taps
Maschinengewindebohrer



Unit : mm

SIZE	Pitch	EDP No.	Thread Length	Overall Length	Shank Diameter	Square Size	Tapping Drill Diameter
ØD1	P		L1	L2	ØD2	K	Ød1
M2	× 0.4	TE821136	8	45	2.8	2.1	1.6
M2.2	× 0.45	TE821156	8	45	2.8	2.1	1.75
* M2.3	× 0.4	TE821196	8	45	2.8	2.1	1.9
M2.5	× 0.45	TE821176	9	50	2.8	2.1	2.05
* M2.6	× 0.45	TE821496	9	50	2.8	2.1	2.1
M3	× 0.5	TE821206	11	56	3.5	2.7	2.5
M3.5	× 0.6	TE821226	12	56	4	3	2.9
M4	× 0.7	TE821246	13	63	4.5	3.4	3.3
M4.5	× 0.75	TE821266	14	70	6	4.9	3.7
M5	× 0.8	TE821286	15	70	6	4.9	4.2
M6	× 1	TE821316	17	80	6	4.9	5
M7	× 1	TE821346	17	80	7	5.5	6
M8	× 1.25	TE821366	20	90	8	6.2	6.8
M9	× 1.25	TE821396	20	90	9	7	7.8
M10	× 1.5	TE821426	22	100	10	8	8.5
M11	× 1.5	TE821466	22	100	8	6.2	9.5
M12	× 1.75	TE821506	24	110	9	7	10.2
M14	× 2	TE821546	26	110	11	9	12
M16	× 2	TE821606	27	110	12	9	14
M18	× 2.5	TE821656	30	125	14	11	15.5
M20	× 2.5	TE821706	32	140	16	12	17.5
M22	× 2.5	TE821746	32	140	18	14.5	19.5
M24	× 3	TE821786	34	160	18	14.5	21
M27	× 3	TE821866	36	160	20	16	24
M30	× 3.5	TE821946	40	180	22	18	26.5

► DIN 371(M2~M10) and DIN 376(M11~M30)

► * DIN profile not ISO

Unit : N/mm²

◎ : Excellent ○ : Good

Steel < 400	Steel < 700	Steel < 850	St. Alloy < 850	St. Alloy ≤ 1200	St. Alloy > 1200	INOX Free < 850	INOX Aust. < 850	INOX < 1000	GG Cast < 500	GG Cast < 1000	GGG Cast < 700	GGG Cast < 1000	Ti < 700	Ti Alloy < 900
Ti Alloy ≤ 1300	Ni < 500	Ni Alloy < 900	Ni Alloy ≤ 1400	Cu < 350	Cu Alloy Short	Cu Alloy Long	Cu-Al-Fe < 1500	Al / Mg < 350	Al Wrought	Al Si ≤ 10%	Al Si > 10%	Plastic Thermosoft	Plastic Thermoset	Plastic FRP



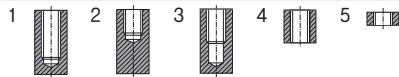
MACHINE TAPS

RECOMMENDATION TABLE

USE

⊙ = EXCELLENT

○ = GOOD



MATERIAL GROUPS			GV	GV
DIN 371/376	M	EDP No. (Page)	TQ703 (p.510)	TE703 (p.512)
DIN 371/376	EG-M	EDP No. (Page)		
DIN 352	M	EDP No. (Page)		
DIN 374	MF	EDP No. (Page)		TE733 (p.519)
DIN 371/376	UNC	EDP No. (Page)		TE704 (p.522)
DIN 371/376	EG-UNC	EDP No. (Page)		
DIN 371/374	UNF	EDP No. (Page)		
DIN 371/376	EG-UNF	EDP No. (Page)		
DIN 2182/2183	BSW	EDP No. (Page)		
DIN 357/5156	M/G(BSP)	EDP No. (Page)		
LONG	M	EDP No. (Page)		
SURFACE TREATMENT / COATING			Vap	Ni
SPIRAL FLUTE ANGLE				
CHAMFER LEAD ACC. DIN 2197			C	C
HOLE TYPE			1-2-3 4-5	1-2-3 4-5

COOLANT

- A = Cutting Oil
- T = Oil Emulsion
- X = Cutting Oil/Oil Emulsion
- S = Dry
- Z = Dry/Oil Emulsion

MATERIAL GROUPS	LIST OF MATERIALS		HARDNESS HB	TENSILE STRENGTH Rm N/mm ²	CHIP	CUTTING SPEED Vc m/min	COOLANT		
	1	2							
10. STEELS	11 Steel < 400	Magnetic soft steels	< 120	< 400	Extra long	15-20	T	⊙	⊙
	12 Steel < 700	Structure steels	< 200	< 700	Medium/long	15-20	T	⊙	⊙
	13 Steel < 850	Plain carbon steels	< 250	< 850	Long	12-18	T	⊙	⊙
	14 St. Alloy < 850	Alloy steels	< 250	< 850	Long	10-15	X	⊙	⊙
	15 St. Alloy ≤ 1,200	Alloy steels, Hardened steels	< 350	≤ 1,200	Long	6-10	X		
	16 St. Alloy > 1,200	Alloy steels, Hardened steels	> 350	> 1,200	Long	3-5	A		
20. STAINLESS STEELS	21 INOX Free < 850	Free machining	< 250	< 850	Medium	7-10	A	○	○
	22 INOX Aust.< 850	Austenitic	< 250	< 850	Long	5-8	A	○	○
	23 INOX < 1,100	Ferritic, Ferritic+Austenitic, Martensitic	< 300	< 1,100	Long	4-6	A		
30. CAST IRON	31 GG Cast < 500	Grey cast iron	< 150	< 500	Extra short	10-15	X		
	32 GG Cast < 1,000	Grey cast iron	< 300	< 1,000	Extra short	5-8	T		
	33 GGG Cast < 700	Nodular graphite, Malleable cast iron	< 200	< 700	Short	10-15	X		
	34 GGG Cast < 1,000	Nodular graphite, Malleable cast iron	< 300	< 1,000	Short	5-8	X		
40. TITANIUM	41 Ti < 700	Titanium, Unalloyed	< 200	< 700	Extra long	10-15	T	○	○
	42 Ti Alloy < 900	Titanium, Alloyed	< 270	< 900	Medium/Short	8-12	A		
	43 Ti Alloy ≤ 1,300	Titanium, Alloyed	< 350	≤ 1,300	Medium/Short	4-6	A		
50. NICKEL	51 Ni < 500	Nickel, Unalloyed	< 150	< 500	Extra long	8-12	A	⊙	⊙
	52 Ni Alloy < 900	Nickel, Alloyed	< 270	< 900	Long	10-15	A		
	53 Ni Alloy ≤ 1,400	Nickel, Alloyed	< 410	≤ 1,400	Long	2-4	A		
60. COPPER, BRASS, BRONZE	61 Cu < 350	Copper, Unalloyed	< 100	< 350	Extra long	8-12	T	○	○
	62 Cu Alloy (Short)	Short chip Brass, Bronze, Copper	< 200	< 700	Medium/Short	25-35	T		
	63 Cu Alloy (Long)	Long chip Brass, Bronze, Copper	< 200	< 700	Long	15-20	T	○	○
	64 Cu-Al-Fe < 1,500	Cu-Al-Fe alloys	< 470	< 1,500	Short	3-5	A		
70. ALUMINUM	71 Al/Mg < 350	Aluminum, Magnesium, Unalloyed	< 100	< 350	Extra long	10-15	T	⊙	⊙
	72 Al Wrought	Aluminum, Alloyed Si < 0.5%	< 150	< 500	Medium	25-35	T		
	73 Al (Si ≤ 10%)	Aluminum, Alloyed, Si ≤ 10%	< 120	< 400	Medium/Short	15-20	T	○	○
	74 Al (Si > 10%)	Aluminum, Alloyed, Si > 10%	< 120	< 400	Short	10-15	T		
80. PLASTICS	81 Thermosoft.	Thermoplastics			Extra long	20-30	T		
	82 Thermoset.	Thermosetting Plastics			Short	8-12	Z		
	83 FRP	Fiber Reinforced Plastics			Extra short	5-7	Z		

CUTTING SPEED TABLE

CUTTING SPEED TABLE **SCHNITTGESCHWINDIGKEITSTABELLE** Cutting Speeds m/min. into revolutions per minute

TOOL R.P.M.(rev/min)																
Tool Dia.	Cutting Speed (m/min)															
	1	2	3	4	5	6	8	10	12	15	20	25	30	40	50	60
1	318	637	955	1274	1592	1910	2548	3185	3822	4777	6396	7962	9554	12739	15924	19108
2	159	318	478	637	796	955	1274	1592	1911	2388	3185	3981	4777	6369	7962	9554
3	106	212	318	425	531	637	849	1062	1274	1592	2123	2654	3185	4246	5308	6369
4	80	159	239	318	398	478	637	796	955	1194	1592	1990	2389	3185	3981	4777
5	64	127	191	255	318	382	510	637	764	955	1274	1592	1911	2548	3185	3822
6	53	106	159	212	265	318	425	531	637	796	1062	1327	1592	2123	2653	3185
8	40	80	119	159	199	239	318	398	478	597	796	955	1194	1592	1990	2388
10	31	64	96	127	159	191	255	318	382	478	637	796	955	1274	1592	1911
12	26	53	80	106	133	159	212	265	318	398	531	663	796	1062	1327	1592
14	23	45	68	91	114	136	182	227	273	341	455	569	682	910	1137	1365
16	20	40	60	80	100	119	159	199	239	299	398	498	597	796	995	1194
18	18	35	53	71	88	106	142	177	212	265	354	442	531	708	885	1062
20	16	32	48	64	80	96	127	159	191	239	318	398	478	637	796	955
25	13	25	38	51	64	76	102	127	153	191	255	318	382	510	637	764
30	11	21	32	42	53	64	85	106	127	159	212	265	318	425	531	637
35	9	18	27	36	45	55	73	91	109	136	182	227	273	364	455	546
40	8	16	24	32	40	48	64	80	96	119	159	199	239	118	398	478

RPM = rev/min

V = m/min

D = Dia.(mm)

$$V = \frac{RPM \cdot \pi \cdot D}{1000}$$

$$RPM = \frac{1000 \cdot V}{\pi \cdot D}$$