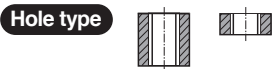


MF ISO Metric fine threads DIN 13
Metrisches ISO-Feingewinde DIN 13

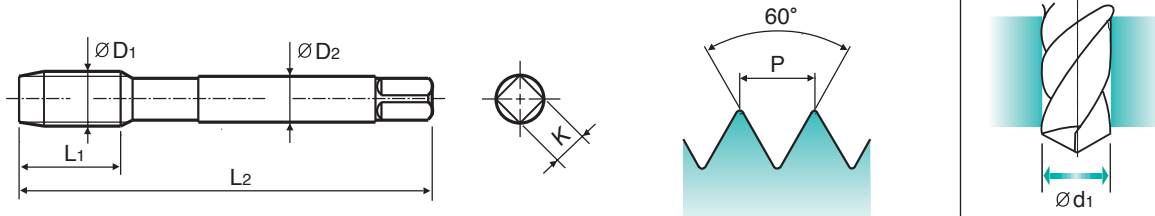
► For using multi-purpose and correct thread profiles & long tool life due to special tap geometry. YG-1 company has a patent.

► Für vielfältigen Einsatz, genaue Gewindeprofile und lange Standzeit dank einer besonderen Schneidengeometrie. Von YG-1 patentiert.



HSS-E **DIN 374** **6H** **60°** **B** **Bright** **TiN**

Machine taps
Maschinengewindebohrer



Unit : mm

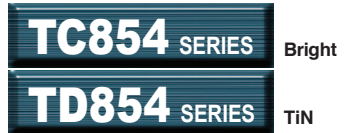
SIZE	Pitch	EDP No.		Thread Length	Overall Length	Shank Diameter	Square Size	Tapping Drill Diameter
		Bright	TiN					
ØD1	P			L1	L2	ØD2	K	Ød1
M4	× 0.5	TC854256	TD854256	10	63	2.8	2.1	3.5
M5	× 0.5	TC854296	TD854296	11	70	3.5	2.7	4.5
M6	× 0.75	TC854326	TD854326	13	80	4.5	3.4	5.2
M6	× 0.5	TC854336	TD854336	13	80	4.5	3.4	5.5
M7	× 0.75	TC854356	TD854356	14	80	5.5	4.3	6.2
M8	× 1.0	TC854376	TD854376	17	90	6	4.9	7
M8	× 0.75	TC854386	TD854386	14	80	6	4.9	7.2
M10	× 1.25	TC854436	TD854436	22	100	7	5.5	8.8
M10	× 1.0	TC854446	TD854446	18	90	7	5.5	9
M10	× 0.75	TC854456	TD854456	18	90	7	5.5	9.2
M12	× 1.5	TC854516	TD854516	22	100	9	7	10.5
M12	× 1.25	TC854526	TD854526	22	100	9	7	10.8
M12	× 1.0	TC854536	TD854536	18	100	9	7	11
M14	× 1.5	TC854556	TD854556	22	100	11	9	12.5
M14	× 1.25	TC854566	TD854566	22	100	11	9	12.8
M14	× 1.0	TC854576	TD854576	18	100	11	9	13

* The other coating(TiCN or TiAlN) or Surface Treatment(Steam Homo) is available on your request.

Unit : N/mm²

◎ : Excellent ○ : Good

Steel < 400	Steel < 700	Steel < 850	St. Alloy < 850	St. Alloy ≤ 1200	St. Alloy > 1200	INOX Free < 850	INOX Aust. < 850	INOX < 1000	GG Cast < 500	GG Cast < 1000	GGG Cast < 700	GGG Cast < 1000	Ti < 700	Ti Alloy < 900
◎	◎	◎	◎	◎	◎	◎	◎	◎	◎	◎	◎	◎	◎	◎
Ti Alloy ≤ 1300	Ni < 500	Ni Alloy < 900	Ni Alloy ≤ 1400	Cu < 350	Cu Alloy Short	Cu Alloy Long	Cu-Al-Fe < 1500	Al / Mg < 350	Al Wrought	Al Si ≤ 10%	Al Si > 10%	Plastic Thermosoft	Plastic Thermoset	Plastic FRP
◎	◎	◎	◎	◎	◎	◎	◎	◎	◎	◎	◎	◎	◎	◎



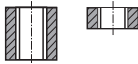
MF ISO Metric fine threads DIN 13

Metrisches ISO-Feingewinde DIN 13

► For using multi-purpose and correct thread profiles & long tool life due to special tap geometry. YG-1 company has a patent.

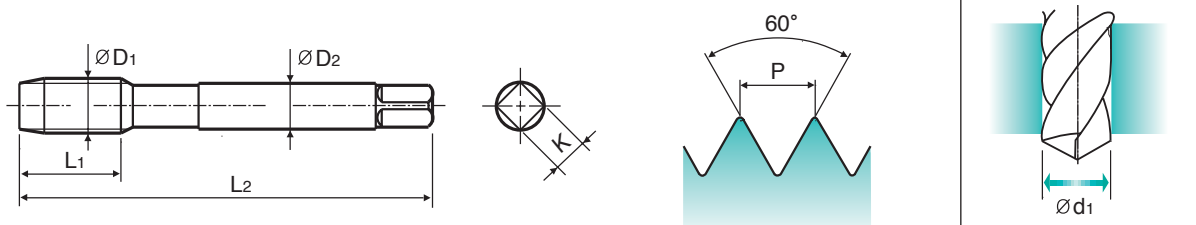
► Für vielfältigen Einsatz, genaue Gewindeprofile und lange Standzeit dank einer besonderen Schneidengeometrie. Von YG-1 patentiert.

Hole type



HSS-E
DIN 374
6H
60°
B
Bright
TiN

Machine taps
Maschinengewindebohrer



Unit : mm

SIZE	Pitch	EDP No.		Thread Length	Overall Length	Shank Diameter	Square Size	Tapping Drill Diameter
		Bright	TiN					
ØD1	P			L1	L2	ØD2	K	Ød1
M16 × 1.5		TC854616	TD854616	22	100	12	9	14.5
M16 × 1.0		TC854626	TD854626	18	100	12	9	15
M18 × 1.5		TC854676	TD854676	25	110	14	11	16.5
M18 × 1.0		TC854686	TD854686	20	110	14	11	17
M20 × 1.5		TC854726	TD854726	25	125	16	12	18.5
M20 × 1.0		TC854736	TD854736	20	125	16	12	19
M22 × 1.5		TC854766	TD854766	25	125	18	14.5	20.5
M22 × 1.0		TC854776	TD854776	20	125	18	14.5	21
M24 × 2.0		TC854796	TD854796	27	140	18	14.5	22
M24 × 1.5		TC854806	TD854806	27	140	18	14.5	22.5
M26 × 1.5		TC854856	TD854856	28	140	18	14.5	24.5
M27 × 2.0		TC854876	TD854876	28	140	20	16	25
M27 × 1.5		TC854886	TD854886	28	140	20	16	25.5
M28 × 1.5		TC854916	TD854916	28	140	20	16	26.5
M30 × 2.0		TC854966	TD854966	30	150	22	18	28
M30 × 1.5		TC854976	TD854976	30	150	22	18	28.5

* The other coating(TiCN or TiAlN) or Surface Treatment(Steam Homo) is available on your request.

Unit : N/mm²

◎ : Excellent ○ : Good

Steel < 400	Steel < 700	Steel < 850	St. Alloy < 850	St. Alloy ≤ 1200	St. Alloy > 1200	INOX Free < 850	INOX Aust. < 850	INOX < 1000	GG Cast < 500	GG Cast < 1000	GGG Cast < 700	GGG Cast < 1000	Ti < 700	Ti Alloy < 900
○	○	○	○	○	○	○	○	○	○	○	○	○	○	○
Ti Alloy ≤ 1300	Ni < 500	Ni Alloy < 900	Ni Alloy ≤ 1400	Cu < 350	Cu Alloy Short	Cu Alloy Long	Cu-Al-Fe < 1500	Al / Mg < 350	Al Wrought	Al Si ≤ 10%	Al Si > 10%	Plastic Thermosoft	Plastic Thermoset	Plastic FRP
○	○	○	○	○	○	○	○	○	○	○	○	○	○	○



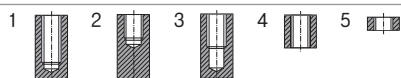
MACHINE TAPS

RECOMMENDATION TABLE

USE

⊙ = EXCELLENT

○ = GOOD




MATERIAL GROUPS			MU	MU	MU
DIN 371/376	M	EDP No. (Page)	TC804 (p.375)	TD804 (p.375)	TC804-IC (p.378)
DIN 371/376	EG-M	EDP No. (Page)			
DIN 352	M	EDP No. (Page)			
DIN 374	MF	EDP No. (Page)	TC844 (p.376)	TD844 (p.376)	
DIN 371/376	UNC	EDP No. (Page)	TC824 (p.384)	TD824 (p.384)	
DIN 371/376	EG-UNC	EDP No. (Page)			
DIN 371/374	UNF	EDP No. (Page)	TC864 (p.385)	TD864 (p.385)	
DIN 371/376	EG-UNF	EDP No. (Page)			
DIN 2182/2183	BSW	EDP No. (Page)			
DIN 357/5156	M/G(BSP)	EDP No. (Page)			
LONG	M	EDP No. (Page)			
SURFACE TREATMENT / COATING			Bright	TiN	Bright
SPIRAL FLUTE ANGLE			R40	R40	R40
CHAMFER LEAD ACC. DIN 2197			C	C	C
HOLE TYPE			1-2-3	1-2-3	1-2-3

COOLANT

- A = Cutting Oil
- T = Oil Emulsion
- X = Cutting Oil/Oil Emulsion
- S = Dry
- Z = Dry/Oil Emulsion

MATERIAL GROUPS	LIST OF MATERIALS	HARDNESS	TENSILE STRENGTH	CHIP	CUTTING SPEED	COOLANT	COOLANT	COOLANT	COOLANT	COOLANT
10. STEELS	11 Steel < 400	Magnetic soft steels	< 120 < 400	Extra long	15-20	T	⊙	⊙	⊙	⊙
	12 Steel < 700	Structure steels	< 200 < 700	Medium/long	15-20	T	⊙	⊙	⊙	⊙
	13 Steel < 850	Plain carbon steels	< 250 < 850	Long	12-18	T	⊙	⊙	⊙	⊙
	14 St. Alloy < 850	Alloy steels	< 250 < 850	Long	10-15	X	⊙	⊙	⊙	⊙
	15 St. Alloy ≤ 1,200	Alloy steels, Hardened steels	< 350 ≤ 1,200	Long	6-10	X	⊙	⊙	⊙	⊙
	16 St. Alloy > 1,200	Alloy steels, Hardened steels	> 350 > 1,200	Long	3-5	A				
20. STAINLESS STEELS	21 INOX Free < 850	Free machining	< 250 < 850	Medium	7-10	A	⊙	⊙	⊙	⊙
	22 INOX Aust.< 850	Austenitic	< 250 < 850	Long	5-8	A	⊙	⊙	⊙	⊙
	23 INOX < 1,100	Ferritic, Ferritic+Austenitic, Martensitic	< 300 < 1,100	Long	4-6	A	⊙	⊙	⊙	⊙
30. CAST IRON	31 GG Cast < 500	Grey cast iron	< 150 < 500	Extra short	10-15	X	⊙	⊙	⊙	⊙
	32 GG Cast < 1,000	Grey cast iron	< 300 < 1,000	Extra short	5-8	T	⊙	⊙	⊙	⊙
	33 GGG Cast < 700	Nodular graphite, Malleable cast iron	< 200 < 700	Short	10-15	X	⊙	⊙	⊙	⊙
	34 GGG Cast < 1,000	Nodular graphite, Malleable cast iron	< 300 < 1,000	Short	5-8	X	⊙	⊙	⊙	⊙
40. TITANIUM	41 Ti < 700	Titanium, Unalloyed	< 200 < 700	Extra long	10-15	T	⊙	⊙	⊙	⊙
	42 Ti Alloy < 900	Titanium, Alloyed	< 270 < 900	Medium/Short	8-12	A	○	○	○	○
	43 Ti Alloy ≤ 1,300	Titanium, Alloyed	< 350 ≤ 1,300	Medium/Short	4-6	A				
50. NICKEL	51 Ni < 500	Nickel, Unalloyed	< 150 < 500	Extra long	8-12	A	⊙	⊙	⊙	⊙
	52 Ni Alloy < 900	Nickel, Alloyed	< 270 < 900	Long	10-15	A	○	○	○	○
	53 Ni Alloy ≤ 1,400	Nickel, Alloyed	< 410 ≤ 1,400	Long	2-4	A				
60. COPPER, BRASS, BRONZE	61 Cu < 350	Copper, Unalloyed	< 100 < 350	Extra long	8-12	T	⊙	⊙	⊙	⊙
	62 Cu Alloy (Short)	Short chip Brass, Bronze, Copper	< 200 < 700	Medium/Short	25-35	T	⊙	⊙	⊙	⊙
	63 Cu Alloy (Long)	Long chip Brass, Bronze, Copper	< 200 < 700	Long	15-20	T	⊙	⊙	⊙	⊙
	64 Cu-Al-Fe < 1,500	Cu-Al-Fe alloys	< 470 < 1,500	Short	3-5	A				
70. ALUMINUM	71 Al/Mg < 350	Aluminum, Magnesium, Unalloyed	< 100 < 350	Extra long	10-15	T				
	72 Al Wrought	Aluminum, Alloyed Si < 0.5%	< 150 < 500	Medium	25-35	T	⊙	⊙	⊙	⊙
	73 Al (Si ≤ 10%)	Aluminum, Alloyed, Si ≤ 10%	< 120 < 400	Medium/Short	15-20	T	⊙	⊙	⊙	⊙
	74 Al (Si > 10%)	Aluminum, Alloyed, Si > 10%	< 120 < 400	Short	10-15	T	⊙	⊙	⊙	⊙
80. PLASTICS	81 Thermosoft.	Thermoplastics		Extra long	20-30	T				
	82 Thermoset.	Thermosetting Plastics		Short	8-12	Z				
	83 FRP	Fiber Reinforced Plastics		Extra short	5-7	Z				

MU	MU	VA	VA	MU	MU	MU	MU	VA	VA	GS	GS	GS	GS	GS	GS	GS	GS	GS	GS
TC807 (p.379)		TQ744 (p.381)	TB744 (p.381)	TC814 (p.386)	TD814 (p.386)	TC814-IC (p.389)		TQ428 (p.391)	TB428 (p.391)	TTS31 (p.400)	TTS33 (p.450)	TKS35 (p.493)	TTS37 (p.509)	TC127 (p.452)	TC227 (p.453)	TD127 (p.454)	TD227 (p.455)	TC463 (p.494)	TC211 (p.402)
														TC122 (p.451)					
		TQ754 (p.382)	TB754 (p.382)	TC854 (p.387)	TD854 (p.387)			TQ438 (p.392)	TB438 (p.392)					TC222 (p.476)		TD222 (p.478)		TC473 (p.502)	
				TC834 (p.394)	TD834 (p.394)									TC214 (p.483)				TC424 (p.504)	
				TC874 (p.395)	TD874 (p.395)									TC234 (p.487)					
														TC224 (p.490)					
														TC727 (p.548)				TC803 (p.524)	
	TC633 (p.380)						TC445 (p.390)												
Bright	Bright	Vap	Vap	Bright	TiN	Bright	Bright	Vap	Vap	TiN	TiN	TiCN	TiN	Bright	Bright	TiN	TiN	Bright	Bright
R40	R40	R45	R45							R45									L20
E	C	C	C	B	B	B	B	B	B	C	B	C	C	B	B	B	B	C/Long	C
1-2-3	1-2-3	1-2-3	1-2-3	4-5	4-5	4-5	4-5	4-5	4-5	2-3	4-5	1-2-3 4-5	1-2-3 4-5	4-5	4-5	4-5	4-5	1-2-3 4-5	4-5



Syncro Type

Applicable to 2-3 times faster cutting speed than minimum general GS Taps cutting speeds

○	○			○	○	○	○												○	
○	○	○	○	○	○	○	○			○	○	○	○	○	○	○	○	○	○	○
○	○			○	○	○	○			○	○	○	○	○	○	○	○	○	○	○
○	○			○	○	○	○													
○	○			○	○	○	○													
○	○			○	○	○	○													
○	○			○	○	○	○													
○	○			○	○	○	○													
○	○			○	○	○	○													
○	○			○	○	○	○													
○	○			○	○	○	○													
○	○			○	○	○	○													
○	○			○	○	○	○													
○	○			○	○	○	○													
○	○			○	○	○	○													
○	○			○	○	○	○													
○	○			○	○	○	○													
○	○			○	○	○	○													
○	○			○	○	○	○													
○	○			○	○	○	○													
○	○			○	○	○	○													
○	○			○	○	○	○													
○	○			○	○	○	○													
○	○			○	○	○	○													
○	○			○	○	○	○													
○	○			○	○	○	○													
○	○			○	○	○	○													
○	○			○	○	○	○													
○	○			○	○	○	○													
○	○			○	○	○	○													
○	○			○	○	○	○													

CUTTING SPEED TABLE

CUTTING SPEED TABLE SCHNITTGESCHWINDIGKEITSTABELLE Cutting Speeds m/min. into revolutions per minute

TOOL R.P.M.(rev/min)																
Tool Dia.	Cutting Speed (m/min)															
	1	2	3	4	5	6	8	10	12	15	20	25	30	40	50	60
1	318	637	955	1274	1592	1910	2548	3185	3822	4777	6396	7962	9554	12739	15924	19108
2	159	318	478	637	796	955	1274	1592	1911	2388	3185	3981	4777	6369	7962	9554
3	106	212	318	425	531	637	849	1062	1274	1592	2123	2654	3185	4246	5308	6369
4	80	159	239	318	398	478	637	796	955	1194	1592	1990	2389	3185	3981	4777
5	64	127	191	255	318	382	510	637	764	955	1274	1592	1911	2548	3185	3822
6	53	106	159	212	265	318	425	531	637	796	1062	1327	1592	2123	2653	3185
8	40	80	119	159	199	239	318	398	478	597	796	955	1194	1592	1990	2388
10	31	64	96	127	159	191	255	318	382	478	637	796	955	1274	1592	1911
12	26	53	80	106	133	159	212	265	318	398	531	663	796	1062	1327	1592
14	23	45	68	91	114	136	182	227	273	341	455	569	682	910	1137	1365
16	20	40	60	80	100	119	159	199	239	299	398	498	597	796	995	1194
18	18	35	53	71	88	106	142	177	212	265	354	442	531	708	885	1062
20	16	32	48	64	80	96	127	159	191	239	318	398	478	637	796	955
25	13	25	38	51	64	76	102	127	153	191	255	318	382	510	637	764
30	11	21	32	42	53	64	85	106	127	159	212	265	318	425	531	637
35	9	18	27	36	45	55	73	91	109	136	182	227	273	364	455	546
40	8	16	24	32	40	48	64	80	96	119	159	199	239	118	398	478

RPM = rev/min

V = m/min

D = Dia.(mm)

$$V = \frac{RPM \cdot \pi \cdot D}{1000}$$

$$RPM = \frac{1000 \cdot V}{\pi \cdot D}$$