
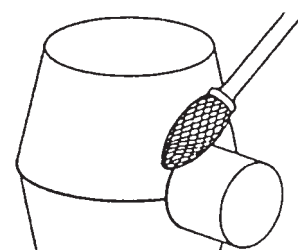



FLAME SHAPE TYPE SH(FORM H)
FLAMMEN – FORM TYP SH(FORM H)


Unit : mm

DOUBLE CUT		D ₁	D ₂	L ₁	L ₂	PLAIN CUT	
EDP No.	ITEM No.					EDP No.	ITEM No.
R1108001	SH-41M	3.0	3	6.3	38	R1208001	SH-41MP
R1108002	SH-41ML2	3.0	3	6.3	50	R1208002	SH-41ML2P
R1108003	SH-41ML3	3.0	3	6.3	75	R1208003	SH-41ML3P
R1108004	SH-53M	5.0	3	9.5	38	R1208004	SH-53MP
R1108005	SH-2M	8.0	6	19	63	R1208005	SH-2MP
R1108007	SH-5M	12.7	6	32	76	R1208007	SH-5MP
R1108009	SH-6M	16.0	6	36	80	R1208009	SH-6MP
R1108010	SH-7M	19.0	6	41	85	R1208010	SH-7MP


► Chip Breaker Type or Diamond Cut Type is available on your request.






TECHNICAL INFORMATION FOR CARBIDE BURRS

TECHNISCHE INFORMATION ZU HARTMETALL FRÄSSTIFTEN



Plain Cut Schlichtzahnung

- The general use of "Plain Cut" is on steels, steel alloys, cast iron, copper and brass.
- Designed for rapid stock removal and good workpiece finishes.
- Produces long chips.
- Zum gewöhnlichen Einsatz in Stahl, legiertem Stahl, Guss, Kupfer und Messing.
- Entwickelt für schnellen Spanabtrag und gute Oberflächenqualität.
- Macht lange Späne




Double Cut Spanbrecher

- The double cut burr allows rapid stock removal in the harder materials.
- Designed for creating a small chip and excellent workpiece finishes.
- The small chip helps to eliminate loading of the flutes.
- Exceedingly convenient application by user.
- Erlaubt schnellen Spanabtrag von härteren Werkstoffen.
- Macht kurze Späne und ausgezeichnete Oberflächengüte.
- Der kurze Span hilft, das Zusetzen der Nuten zu verhindern.
- Meistverwendete Zahnform.



Aluma Cut Alu-Zahnung

- Designed to have wider chip space with relief angle.
- More suitable application to non-ferrous metals.
- Größerer Spanraum und mit Spanwinkel.
- Überwiegend für Nichteisen-Metalle entwickelt



Diamond Cut Diamant-Zahnung

- Designed for creating extremely small chips as powder-like chip.
- Excellent operator control on heat treated and tough alloy steels.
- Excellent finishes.
- Macht extrem kleine Späne, pulverähnliche Späne.
- Gute Führungskontrolle bei gehärteten und zähen legierten Stählen.
- Ausgezeichnete Oberfläche.

BURR APPLICATION INFORMATION

EINSATZ EMPFEHLUNGEN

MATERIALS	PLAIN CUT	DOUBLE CUT	ALUMA CUT	DIAMOND CUT	CHIP BREAKER
ALUMINUM			●		
BRASS, BRONZE, COPPER	●	●			●
FIBER GLASS				●	
CAST IRON	●	●			●
PLASTICS			●		
STEEL, HRc 40~55	●	●		●	●
STEEL, HRc 55~60	●	●		●	●
STEEL, CARBON	●	●			●
STEEL, NICKEL CHROME	●	●		●	●
STEEL, WELDMENTS	●	●			●
TITANIUM	●	●			●
ZINC			●		

BURR SPEED RECOMMENDATIONS

SCHNITTGESCHWINDIGKEITS EMPFEHLUNGEN

