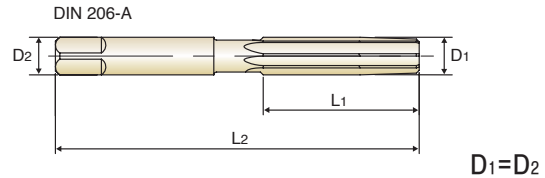


HSS, HAND REAMERS - STRAIGHT FLUTES

HSS, HANDREIBAHLEN - GERADEGENUTET

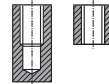
- ▶ O.D. Tolerances : DIN 1420 for H7
- ▶ Shank Diameter \approx Nominal Reamer Diameter
- ▶ Straight Flutes / Right Hand Cut
- ▶ Chamfer Angle - tapered
- ▶ Type of center - Up to $\varnothing 3.75$: external centers
- Over $\varnothing 3.75$: internal centers

- ▶ Schneiden- \varnothing Toleranzen : DIN 1420 für H7
- ▶ Schaft- \varnothing = Nomineller Reibahlen- \varnothing
- ▶ Geradegenutet / Rechtsschneident
- ▶ Anschnittwinkel - Konisch
- ▶ Zentrierungsart - bis $\varnothing 3,75$ mm : Zentrierungszapfen
- über $\varnothing 3,75$ mm : Zentrierung



HSS **DIN 206** **H7**

Hole type



Unit : mm

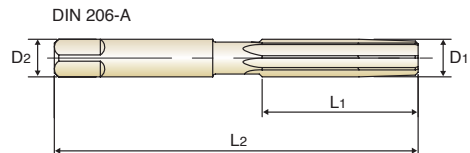
EDP No.	Nominal SIZE	Flute Length	Overall Length	No. of Flutes
	D	L1	L2	
K114300200	2.0	25	50	4
K114300220	2.2	27	54	4
K114300250	2.5	29	58	4
K114300280	2.8	31	62	4
K114300300	3.0	31	62	6
K114300320	3.2	33	66	6
K114300350	3.5	35	71	6
K114300400	4.0	38	76	6
K114300450	4.5	41	81	6
K114300500	5.0	44	87	6
K114300550	5.5	47	93	6
K114300600	6.0	47	93	6
K114300700	7.0	54	107	6
K114300800	8.0	58	115	6
K114300900	9.0	62	124	6
K114301000	10.0	66	133	6
K114301100	11.0	71	142	6
K114301200	12.0	76	152	6
K114301300	13.0	76	152	6
K114301400	14.0	81	163	8
K114301500	15.0	81	163	8
K114301600	16.0	87	175	8
K114301700	17.0	87	175	8
K114301800	18.0	93	188	8
K114301900	19.0	93	188	8
K114302000	20.0	100	201	8
K114302200	22.0	107	215	8
K114302400	24.0	115	231	8

HSS, HAND REAMERS - STRAIGHT FLUTES

HSS, HANDREIBAHLEN - GERADEGENUTET

- ▶ O.D. Tolerances : DIN 1420 for H7
- ▶ Shank Diameter \approx Nominal Reamer Diameter
- ▶ Straight Flutes / Right Hand Cut
- ▶ Chamfer Angle - tapered
- ▶ Type of center - Up to $\varnothing 3.75$: external centers
- Over $\varnothing 3.75$: internal centers

- ▶ Schneiden- \varnothing Toleranzen : DIN 1420 für H7
- ▶ Schaft- \varnothing = Nomineller Reibahlen- \varnothing
- ▶ Geradegenutet / Rechtsschneident
- ▶ Anschnittwinkel - Konisch
- ▶ Zentrierungsart - bis $\varnothing 3,75$ mm : Zentrierungszapfen
- über $\varnothing 3,75$ mm : Zentrierung

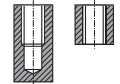
D₁=D₂

HSS

DIN
206

H7

Hole type



Unit : mm

EDP No.	Nominal SIZE	Flute Length	Overall Length	No. of Flutes
	D	L ₁	L ₂	
K114302500	25.0	115	231	8
K114302600	26.0	115	231	8
K114302700	27.0	124	247	10
K114302800	28.0	124	247	10
K114302900	29.0	124	247	10
K114303000	30.0	124	247	10
K114303100	31.0	133	265	10
K114303200	32.0	133	265	10
K114303300	33.0	133	265	10
K114303400	34.0	142	284	10
K114303500	35.0	142	284	10
K114303600	36.0	142	284	10
K114303700	37.0	142	284	10
K114303800	38.0	152	305	10
K114303810	38.1	152	305	10
K114303900	39.0	152	305	10
K114304000	40.0	152	305	10
K114304100	41.0	152	305	12
K114304200	42.0	152	305	12
K114304300	43.0	163	326	12
K114304400	44.0	163	326	12
K114304500	45.0	163	326	12
K114304600	46.0	163	326	12
K114304700	47.0	163	326	12
K114304800	48.0	174	347	12
K114304900	49.0	174	347	12
K114305200	52.0	174	347	12
K114306000	60.0	184	367	12

HSS-E, STRAIGHT & LH SPIRAL FLUTE CHUCKING REAMER, NC MACHINE REAMER
HSS-E, GERADEGENUTETE MASCHINENREIBAHLEN, SPIRALGENUTETE MASCHINENREIBAHLEN

Material	Cutting Speed (m/min.)	Feed(mm/rev.)					
		Ø2 ~ Ø4	Ø4 ~ Ø8	Ø8 ~ Ø13	Ø13 ~ Ø20	Ø20 ~ Ø30	> Ø30
Steels < 500N/mm ²	12 ~ 16	0.05~0.15	0.10~0.20	0.15~0.25	0.20~0.30	0.25~0.40	0.35~0.50
Steels 500-700N/mm ²	10 ~ 12	0.05~0.15	0.10~0.20	0.15~0.25	0.20~0.30	0.25~0.40	0.35~0.50
Steels 700-800N/mm ²	6 ~ 8	0.05~0.10	0.08~0.16	0.10~0.20	0.15~0.25	0.20~0.30	0.30~0.40
Alloy Steel or Carbon Steel castings < 500N/mm ²	6 ~ 10	0.05~0.10	0.08~0.16	0.10~0.20	0.15~0.25	0.20~0.30	0.30~0.40
Alloy Steel or Carbon Steel castings > 500N/mm ²	4 ~ 6	0.05~0.10	0.08~0.16	0.10~0.20	0.15~0.25	0.20~0.30	0.30~0.40
Alloy Steel or Carbon Steel forgings	4 ~ 6	0.03~0.08	0.06~0.10	0.08~0.15	0.10~0.20	0.15~0.25	0.20~0.30
Cast Iron < 200HB	12 ~ 14	0.05~0.15	0.10~0.20	0.15~0.25	0.20~0.30	0.25~0.40	0.35~0.50
Cast Iron > 200HB	10 ~ 12	0.05~0.10	0.08~0.16	0.10~0.20	0.15~0.25	0.20~0.30	0.30~0.40
Aluminum or Aluminum Alloy	16 ~ 20	0.10~0.20	0.15~0.25	0.20~0.30	0.25~0.40	0.35~0.50	0.40~0.60
Magnesium or Magnesium Alloy	10 ~ 16	0.10~0.20	0.15~0.25	0.20~0.30	0.25~0.40	0.35~0.50	0.40~0.60
Copper, Brass	16 ~ 18	0.10~0.20	0.15~0.25	0.20~0.30	0.25~0.40	0.35~0.50	0.40~0.60
Stainless Steels	4 ~ 6	0.03~0.08	0.06~0.10	0.08~0.15	0.10~0.20	0.15~0.25	0.20~0.30
Plastics	8 ~ 12	0.10~0.20	0.20~0.30	0.30~0.40	0.40~0.50	0.50~0.60	0.60~0.80

HSS-E, CHUCKING REAMER-QUICK SPIRAL
HSS-E, MASCHINEN - SCHÄLREIBAHLEN

Material	Cutting Speed (m/min.)	Feed(mm/rev.)			
		Ø2 ~ Ø4	Ø4 ~ Ø8	Ø8 ~ Ø13	Ø13 ~ Ø20
Steels < 500N/mm ²	16 ~ 18	0.08~0.16	0.16~0.25	0.20~0.30	0.30~0.40
Steels 500-700N/mm ²	14 ~ 16	0.08~0.16	0.16~0.25	0.20~0.30	0.30~0.40
Aluminum or Aluminum Alloy	18 ~ 22	0.10~0.20	0.20~0.30	0.30~0.40	0.40~0.60
Magnesium or Magnesium Alloy	10 ~ 16	0.08~0.16	0.16~0.25	0.20~0.30	0.30~0.40
Copper, Brass	16 ~ 20	0.08~0.16	0.16~0.25	0.20~0.30	0.30~0.40
Plastics	12 ~ 14	0.10~0.20	0.20~0.30	0.30~0.40	0.40~0.60