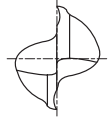


## 2 FLUTE, EXTRA LONG LENGTH

### G9452 SERIES

PLAIN SHANK

- ▶ Suitable for dry milling applications at high temperatures.
- ▶ Excellent high-performance end mills.
- ▶ 2 flute design for slotting.



P.17



Unit : mm

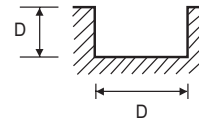
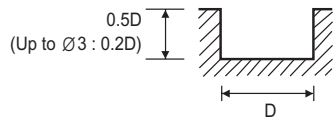
EDP No.	MILL DIAMETER	SHANK DIAMETER	LENGTH OF CUT	OVERALL LENGTH
G9452903	3.0	3	20	60
G9452904	4.0	4	20	60
G9452905	5.0	5	25	75
G9452906	6.0	6	30	75
G9452908	8.0	8	30	75
G9452910	10.0	10	40	100
G9452912	12.0	12	45	100
G9452914	14.0	14	45	100
G9452916	16.0	16	45	100
G9452918	18.0	18	45	100
G9452920	20.0	20	45	100

MILL DIA. TOLERANCE(mm)	SHANK DIA. TOLERANCE
0 - 0.030	h6

## 2 FLUTE, FINISH, SLOTTING

### ▶ G9424, G9A68, G9444, G9527, G9445, G9452 Series

MATERIAL	NON-ALLOYED STEELS, ALLOY STEELS, TOOL STEELS		ALLOY STEELS, HEAT RESISTANT STEELS		STAINLESS STEELS		CAST IRON		ALUMINUM ALLOYS		COPPER, BRASS NON-FERROUS METALS	
HARDNESS	~ HRc 30		HRc 30 ~ HRc 45									
STRENGTH	~ 1000N/mm <sup>2</sup>		1000 ~ 1500N/mm <sup>2</sup>									
DIAMETER	RPM	FEED	RPM	FEED	RPM	FEED	RPM	FEED	RPM	FEED	RPM	FEED
1	14300	105	8500	65	7150	50	18700	205	44000	330	24700	200
1.5	9350	150	5550	85	5600	80	12100	205	27500	385	20300	300
2	7850	160	5150	100	4300	80	9350	220	22000	460	16500	340
3	6100	180	3800	120	3150	100	6050	220	15400	460	11000	340
4	5150	255	3150	155	2650	130	4600	220	11000	460	8800	340
5	4300	270	2550	160	2150	135	3650	220	9150	460	6800	340
6	3800	300	2300	190	1950	155	2950	255	7600	485	5700	375
8	2850	325	1700	170	1450	155	2200	275	5700	485	4400	375
10	2200	280	1350	135	1150	135	1850	285	4600	485	3400	375
12	1850	240	1150	110	950	110	1450	295	3750	485	2850	375
14	1700	215	1050	100	850	100	1300	310	3300	485	2400	375
16	1500	185	950	95	700	95	1100	320	2850	485	2200	375
20	1150	145	700	70	550	70	900	340	2200	485	1700	375



※ The FEED, in long & extra long types, should be reduced by around 50%

RPM = rev./min. Feed = mm/min.