

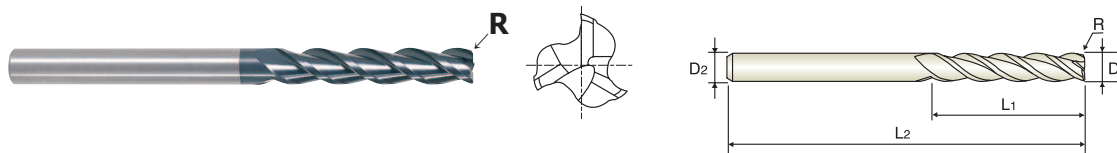
YG D-POWER GRAPHITE END MILLS

EIA14 SERIES

PLAIN SHANK
GLATTER ZYLINDERSCHAFT

**CARBIDE, 3 FLUTE 40° HELIX LONG LENGTH CORNER RADIUS
VOLLHARTMETALL, 3 SCHNEIDN 40° RECHTSSPIRALE LANG ECKENRADIUS**

- ▶ Higher hardness of film and excellent wear-resistance increase the tool life surprisingly.
- ▶ Ultra fine film of YG-1's diamond coated carbide end mills ensure the smooth and excellent surface on work materials.
- ▶ High performance on graphite, wrought aluminum, bakelite, plastics, wood, brass etc. YG-1's diamond coated carbide end mills have good result for the machining of non-ferrous metals and non-metallic materials.
- ▶ **Höhere Härte der Beschichtung und ausgezeichnete Verschleißfestigkeit verlängern die Standzeit beachtlich.**
- ▶ **Ultrafeiner Film auf YG-1 Diamant - beschichteten Hartmetall Schaffräser gewährleisten eine glatte und ausgezeichnete Oberflächengüte.**
- ▶ **Hohe Leistungsfähigkeit bei Graphit, Aluminium ohne Silicon, Bakelit, Plastik, Holz, Messing, etc. YG-1 Diamant - beschichtete Hartmetall Schaffräser zeigen gute Ergebnisse beim Bearbeiten von NE - Metallen und Nichtmetall - Werkstoffen.**



Unit : mm

EDP No.	Corner Radius	Mill Diameter	Shank Diameter	Length of Cut	Overall Length
	R	D1	D2	L1	L2
EIA14020	RO.15	2.0	3	9	60
EIA14030	RO.15	3.0	3	30	60
EIA14040	RO.2	4.0	4	30	60
EIA14050	RO.3	5.0	5	35	70
EIA14060	RO.3	6.0	6	40	100
EIA14080	RO.5	8.0	8	40	100
EIA14100	RO.5	10.0	10	40	100
EIA14120	RO.5	12.0	12	45	100

Mill Dia. Tolerance(mm)	Shank Dia. Tolerance
0~-0.03	h6

Carbon Steels	Alloy Steels	Prehardened Steels	Hardened Steels		High Hardened Steels	Copper	Graphite	Cast Iron	Aluminum	Stainless Steels	Titanium	Inconel	Acrylic	CFRP
~HB225	HB225~325	HRC30~40	HRc40~45	HRc45~55	HRc55~70		◎		○					○

YG D-POWER GRAPHITE END MILLS

**RECOMMENDED CUTTING CONDITIONS
EMPFOHLENE SCHNEIDKONDITIONEN**

**CARBIDE, 2 FLUTE MINIATURE
CORNER RADIUS
VOLLHARTMETALL, 2 SCHNEIDEN MINI ECKENRADIUS**

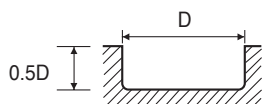
**CARBIDE, 4 FLUTE
CORNER RADIUS
VOLLHARTMETALL, 4 SCHNEIDEN ECKENRADIUS**

EI996, EIB86 SERIES

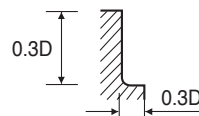
EIB88 SERIES

MATERIAL	GRAPHITE			
	DIAMETER	RPM	FEED	Vc
0.4	40000	640	50	0.008
0.6	40000	640	75	0.008
0.8	40000	800	100	0.010
1.0	40000	960	125	0.012
1.2	40000	1200	150	0.015
1.5	40000	1440	190	0.018
2.0	40000	1600	250	0.020
3.0	27000	1900	255	0.035
4.0	20000	2300	250	0.058
5.0	16000	2300	250	0.072
6.0	14000	2300	265	0.082

MATERIAL	GRAPHITE			
	DIAMETER	RPM	FEED	Vc
6.0	40000	5600	755	0.035
8.0	32000	5600	805	0.044
10.0	26000	5700	815	0.055
12.0	21000	5450	790	0.065



RPM = rev./min.
FEED = mm/min.
Vc = m/min.
fz = mm/t

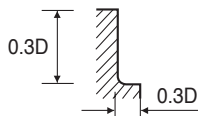


RPM = rev./min.
FEED = mm/min.
Vc = m/min.
fz = mm/t

**CARBIDE, 3 FLUTE 40° HELIX
CORNER RADIUS
VOLLHARTMETALL, 3 SCHNEIDEN 40° RECHTSSPIRALE
ECKENRADIUS**

EIA13, EIA14 SERIES

MATERIAL	GRAPHITE			
	DIAMETER	RPM	FEED	Vc
2.0	40000	3000	250	0.025
3.0	40000	4200	375	0.035
4.0	40000	6000	505	0.050
5.0	40000	7200	630	0.060
6.0	40000	8400	755	0.070
8.0	32000	8400	805	0.088
10.0	26000	8600	815	0.110
12.0	21000	8200	790	0.130



* The FEED, in long & long reach types, should be reduced by around 50%

RPM = rev./min.
FEED = mm/min.
Vc = m/min.
fz = mm/t