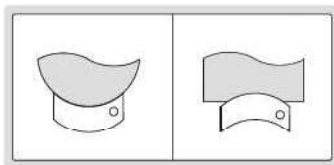


RADIUS GAGE

- Made of stainless steel



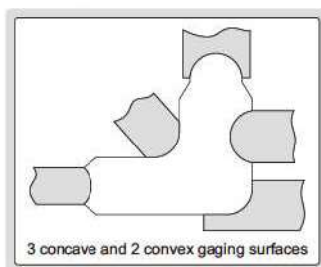
Code	Range	Radius of leaves included (mm)	Quantity of leaves	Accuracy
4802-31	25-40mm	25, 25.5, 26, 26.5, 27, 27.5, 28, 28.5, 29, 29.5, 30, 30.5, 31, 31.5, 32, 32.5, 33, 33.5, 34, 34.5, 35, 35.5, 36, 36.5, 37, 37.5, 38, 38.5, 39, 39.5, 40	31pcs	±0.06mm



4802-31

RADIUS GAGE SET

- Each piece has 3 concave and 2 convex gauging surfaces
- Supplied with handle
- Made of medium carbon steel

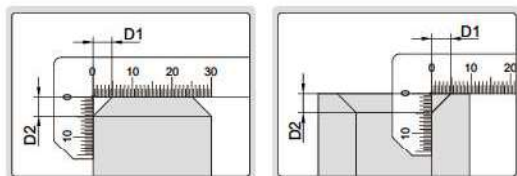


Code	Range	Radius of leaves included (mm)	Quantity of leaves	Accuracy
4804-26	0.5-13mm	0.5, 1, 1.5, 2, 2.5, 3, 3.5, 4, 4.5, 5, 5.5, 6, 6.5, 7, 7.5, 8, 8.5, 9, 9.5, 10, 10.5, 11, 11.5, 12, 12.5, 13	26	±0.05mm



4804-26

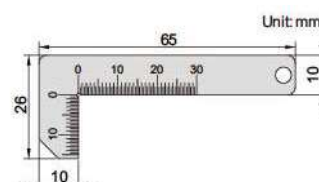
CHAMFER GAGE



- To measure internal and external chamfers
- Made of stainless steel



4844-1



Code	Graduation	Accuracy
4844-1	0.5mm	±0.25mm

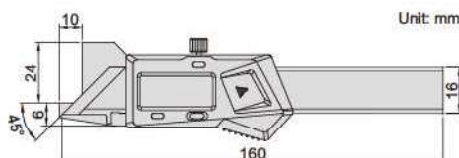
DIGITAL CHAMFER GAGE

- Measure 45° chamfer dimension
- Resolution: 0.01mm/0.0005"
- Buttons: on/off, set, mm/inch, preset (+, -)
- Automatic power off, move the digital unit to turn on power
- Battery CR2032
- Data output
- Made of stainless steel
- Optional accessory: data output cable (code 7306-20, 7302-SPC5A/SPC5B, 7305-SPC2A)

Code	Range	Accuracy
1180-6	0-6mm/0-0.24"	±0.06mm



1180-6



DATA OUTPUT

measure 45° chamfer dimension

