

Tipo (grandezza) morsa / Vise (type) size


1

2

3

**Art. 616**

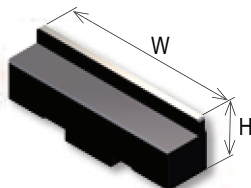
Coppia di piastre parallele magnetiche piane  
Pair of straight parallels magnetic plates



W	49	74	99
H	20	35	55
Cod.	6.61.61000	6.61.62000	6.61.63000

**Art. 617**

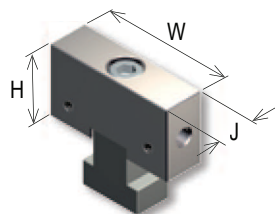
Piastra magnetica a gradino monoblocco  
Magnetic solid step jaw plate



W	49	74	99
H	15	30	50
Cod.	6.61.71000	6.61.72000	6.61.73000

**Art. 618**

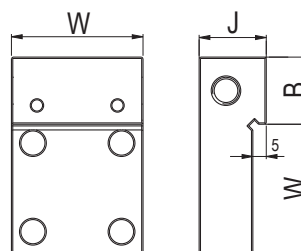
Ganascia mobile intermedia  
Intermediate movable jaw



J	16	22	29
W	49	74	99
H	25	40	60
Cod.	6.61.81000	6.61.82000	6.61.83000

**Art. 604PB**

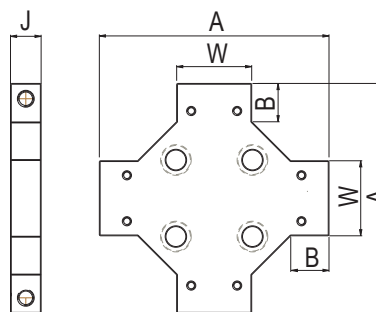

Piastra ganascia fissa di partenza  
Fixed start jaw plate



W	49	74	99
J	25	30	35
B	25	40	60
Cod	6.60.4PB10	6.60.4PB20	6.60.4PB30

**Art. 604PC**

Piastra ganascia fissa di partenza per cubo-morsa  
Fixed start jaw plate for vise tower



*A	150	230	290	310	320	360
W	49	74	99			
J	20	25	30			
B	25	40	60			
Cod	6.60.4PC10	6.60.4PC20	6.60.4PC30			

\* Scegliere la dimensione A in funzione del cubo utilizzato, vedi Art.603 a pag. 6.27 - Referring to the cube you are using, choose dimension \*A, see Art.603 page. 6.27