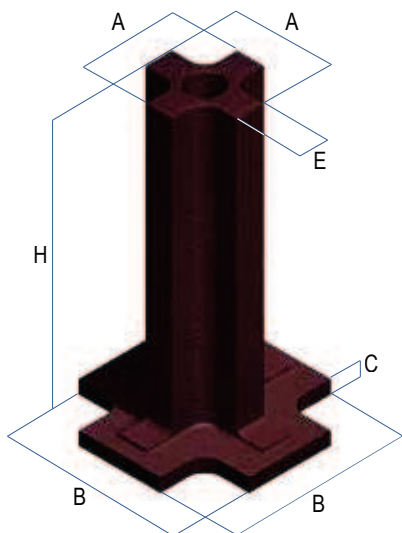


CUBI A CROCE CROSS CUBES

Art. 57A

Sgrossati di fresa
Rough milled



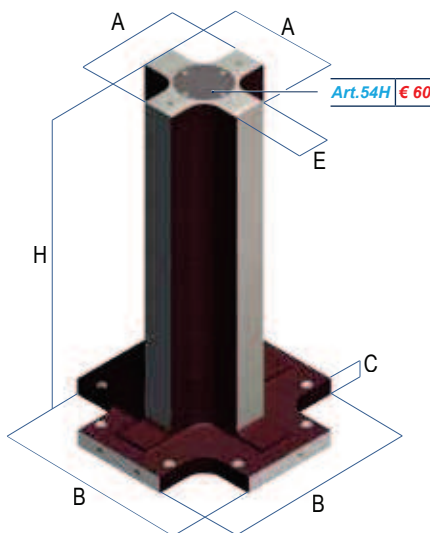
General tolerance ± 2 mm

Dimensioni *Dimensions*

A	B	C	E	H	kg	Cod.
210	510	45	80	760	172	8.57.A00100
210	510	45	80	660	156	8.57.A00105
260	510	45	80	760	212	►8.57.A00106
280	510	45	80	860	251	8.57.A00110

Art. 57B

Base finita
Base finished



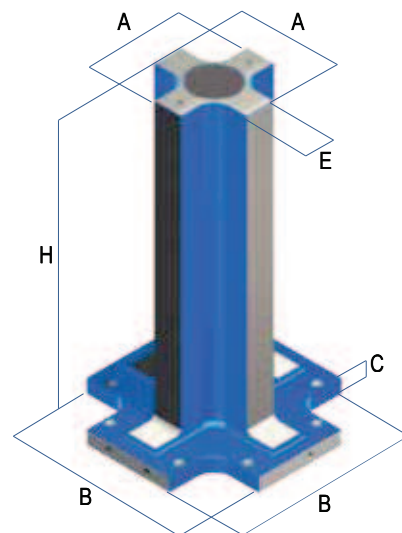
General tolerance ± 2 mm

Dimensioni *Dimensions*

A	B	C	E	H	kg	Cod.
203	500	40	80	750	157	8.57.B00100
203	500	40	80	650	142	8.57.B00105
253	500	40	80	750	197	8.57.B00106
273	500	40	80	850	235	8.57.B00110

Art. 57C

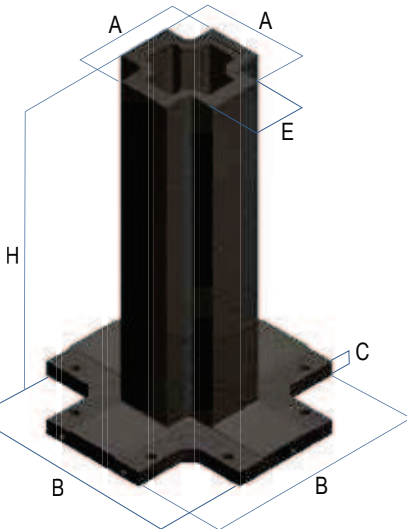
Completamente lavorati
Completely machined



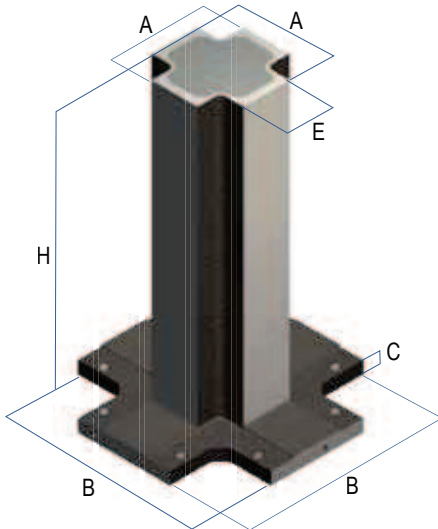
General tolerance $\pm 0,02$ mm

Dimensioni *Dimensions*

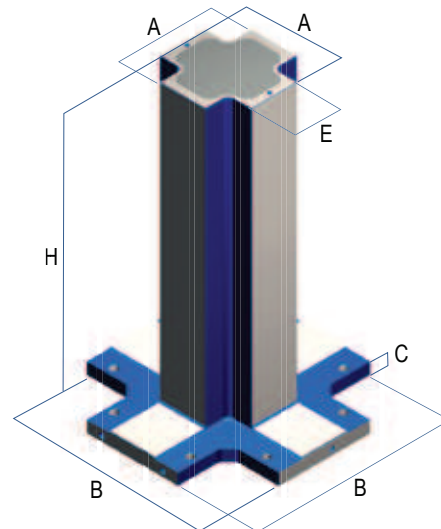
A	B	C	E	H	kg	Cod.
200	500	40	80	750	154	8.57.C00100
200	500	40	80	650	140	8.57.C00105
250	500	40	80	750	194	8.57.C00106
270	500	40	80	850	232	8.57.C00110



240	510	45	110	860	237	►8.57.A00120
310	510	45	150	860	291	►8.57.A00130
310	640	45	150	960	357	►8.57.A00140
380	510	45	200	960	500	8.57.A00145
410	510	55	100	860	236	8.57.A00150



233	500	40	110	850	218	8.57.B00120
303	500	40	150	850	269	8.57.B00130
303	630	40	150	950	327	8.57.B00140
373	500	40	200	950	387	8.57.B00145
403	500	50	100	850	219	8.57.B00150



230	500	40	110	850	214	8.57.C00120
300	500	40	150	850	264	8.57.C00130
300	630	40	150	950	322	8.57.C00140
370	500	40	200	950	379	8.57.C00145
400	500	50	100	850	213	8.57.C00150

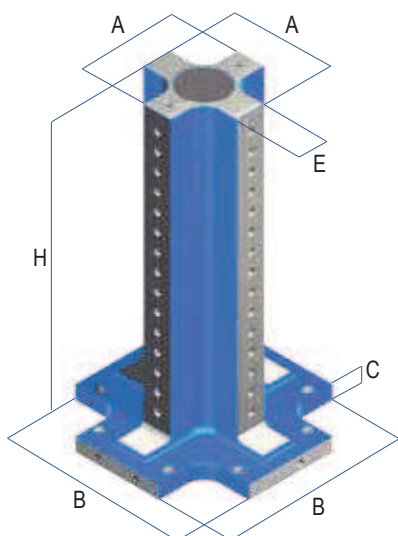
► Non sgrassato di fresa - Not rough milled

! Per lavorazioni o materiali diversi (alluminio), richiedere quotazione specifica

CUBI A CROCE CROSS CUBES

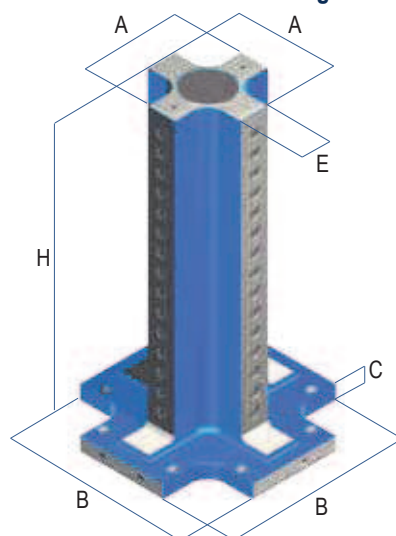
Art. 57E

Reticolo integrale
Grid cube



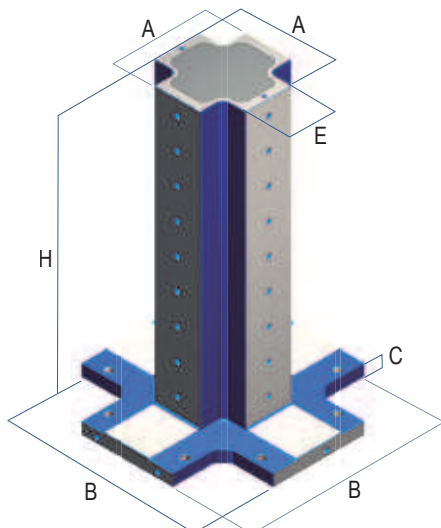
Art. 57F

Reticolo con bussole
Grid cube
with bushing

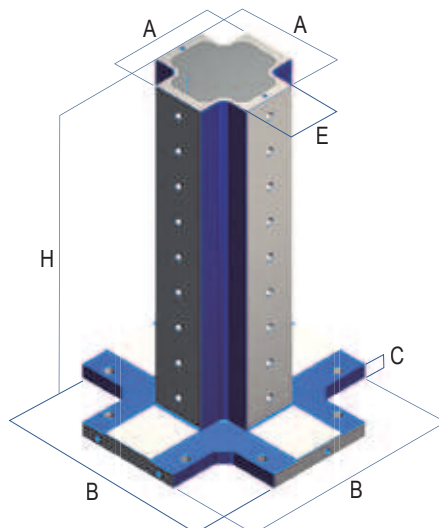


Stesse dimensioni dell'Art. 57C / Same dimensions of Art. 57C
Peso: -5% circa rispetto Art. 57C / Weight: About -5% of Art. 57C

Art. 57E 40		Art. 57E 50		Art. 57F 40		Art. 57F 50	
Cod.		Cod.		Cod.		Cod.	
8.57.E40100		8.57.E00100		8.57.F40100		8.57.F00100	
8.57.E40105		8.57.E00105		8.57.F40105		8.57.F00105	
8.57.E40106		8.57.E00106		8.57.F40106		8.57.F00106	
8.57.E40110		8.57.E00110		8.57.F40110		8.57.F00110	



8.57.E40120	8.57.E00120
8.57.E40130	8.57.E00130
8.57.E40140	8.57.E00140
8.57.E40145	8.57.E00145
8.57.E40150	8.57.E00150



8.57.F40120	8.57.F00120
8.57.F40130	8.57.F00130
8.57.F40140	8.57.F00140
8.57.F40145	8.57.F00145
8.57.F40150	8.57.F00150

Specifiche Specifications

Art. 57A

Fusione in ghisa G30 monoblocco sgrossata con doppio trattamento di distensione.
Pareti con spessore 43-45 mm
(Sovrametallo 10 mm)

One integral G30 cast iron casting rough milled with double stress relieving heat treatment.
Wall thickness 43-45 mm
(10 mm stock)

Art. 57B

Fusione sgrossata con base lavorata e raschiata per pallet a norme Europee o Giapponesi.

Vedi specifiche a pag. 8.4

Rough milled casting with base face machined and hand scraped for direct clamping on European or Japanese standard pallet.

See specifications pag. 8.4

Art. 57C

Cubo a croce completamente finito con pareti spessore 38-40 mm circa.

Crosscube completely finished with wall thickness roughly 38-40 mm

Art. 57E 40 / 50

Cubo a croce a reticolo con fori calibrati e filettati integrali - Tolleranza $\pm 0,02$ mm

- Interasse reticolo 40 mm = $\varnothing 12$ / M10
- Interasse reticolo 50 mm = $\varnothing 16$ / M12

Cross cube with calibrated holes and solid threads - Tolerance $\pm 0,02$ mm

- Grid pitch 40 mm = $\varnothing 12$ / M10
- Grid pitch 50 mm = $\varnothing 16$ / M12

Art. 57F 40 / 50

Cubo a croce a reticolo con bussole temprate 100Cr6 e filetti riportati in acciaio inox Tolleranza $\pm 0,02$ mm

- Interasse reticolo 40 mm = $\varnothing 12$ / M10
- Interasse reticolo 50 mm = $\varnothing 16$ / M12

Grid cross cube with hardened bushing 100Cr6 and stainless steel helicoils Tolerance $\pm 0,02$ mm

- Grid pitch 40 mm = $\varnothing 12$ / M10
- Grid pitch 50 mm = $\varnothing 16$ / M12

► Non sgrossato di fresa - Not rough milled

! For different finishing and materials (aluminium), ask for specific quotation