



Ganasce PRISMATICHE / PRISMATIC jaws

Tipo (grandezza) morsa / Vise (type) size

Art. 217 W

 Ganaschia mobile guidata prismatica.
 Larghezza normale (W)
 Prismatic guided movable jaw.
 Normal width (W)

Art. 218 W2

 Ganaschia mobile guidata prismatica.
 Larghezza ridotta (W2)
 Prismatic guided movable jaw.
 Narrow width (W2)

Art. 152 W2

 Insero prismatico.
 Larghezza ridotta (W2)
 Prismatic insert. Narrow width (W2)


	1	2	3	4	5	6
Cod.	2.21.71000	2.21.72000	2.21.73000	2.21.74000	2.21.75000	2.21.76000




	1	2	3	4	5	6
Cod.	2.21.81000	2.21.82000	2.21.83000	2.21.84000	2.21.85000	2.21.86000

	1	2	3	4	5	6
Cod.	4.15.21000	4.15.22000	4.15.23000	4.15.24000	4.15.25000	4.15.26000


Ganasce per PARTICOLARI TONDI / Jaws for ROUND WORKPIECE

Art. 210 W

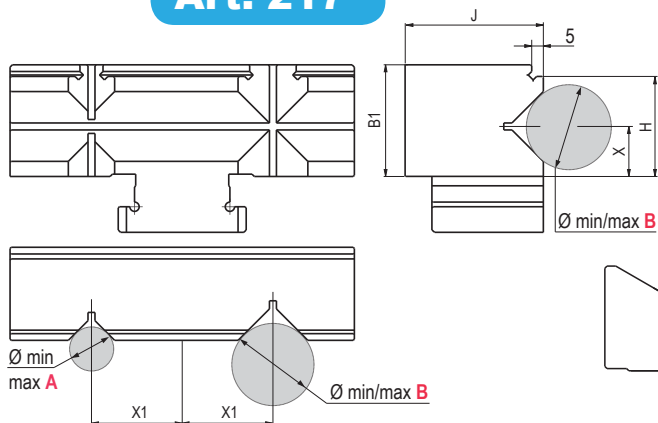
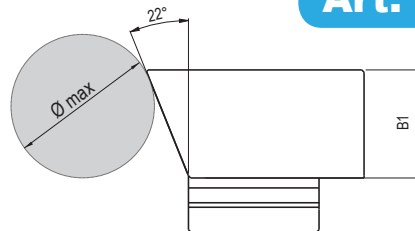
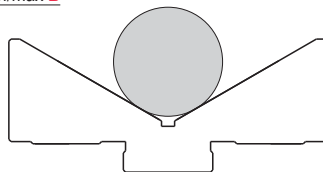
 Ganaschia mobile oscillante.
 Larghezza normale (W)
 Floating movable jaw. Normal width (W)

Art. 211 W2

 Ganaschia mobile oscillante.
 Larghezza ridotta (W2)
 Floating movable jaw. Narrow width (W2)

	1	2	3	4	5	6
Cod.	2.21.01000	2.21.02000	2.21.03000	2.21.084000	2.21.05000	2.21.06000



	1	2	3	4	5	6
Cod.	2.21.11000	2.21.12000	2.21.13000	2.21.184000	2.21.15000	2.21.16000

Art. 217

Art. 210

Art. 152


mm	1	2	3	4	5	6
W	96	121	146	171	196	296
W2	74	94	124	144	169	194
B1	28	38	48	58	63	78
H	23	33	43	53	53	68
J	50	60	80	90	100	120
X	11,5	16,5	21,5	26,5	31,5	34
X1	25	33	39	50	50	70
Ø min / max	A Art. 217	4 - 10	7 - 18	9 - 24	9 - 24	10 - 28
Ø min / max	B Art. 217	6 - 16	9 - 24	13 - 38	15 - 40	18 - 46
Ø min / max	Art. 152					
Ø max	Art. 210	35	50	65	80	105