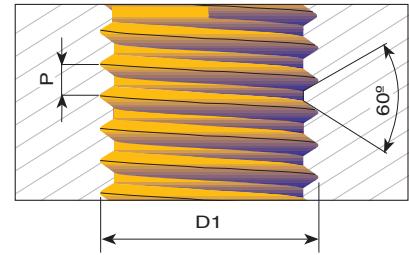



UN

Tools for Internal Thread



For thread depth up to 2xD1

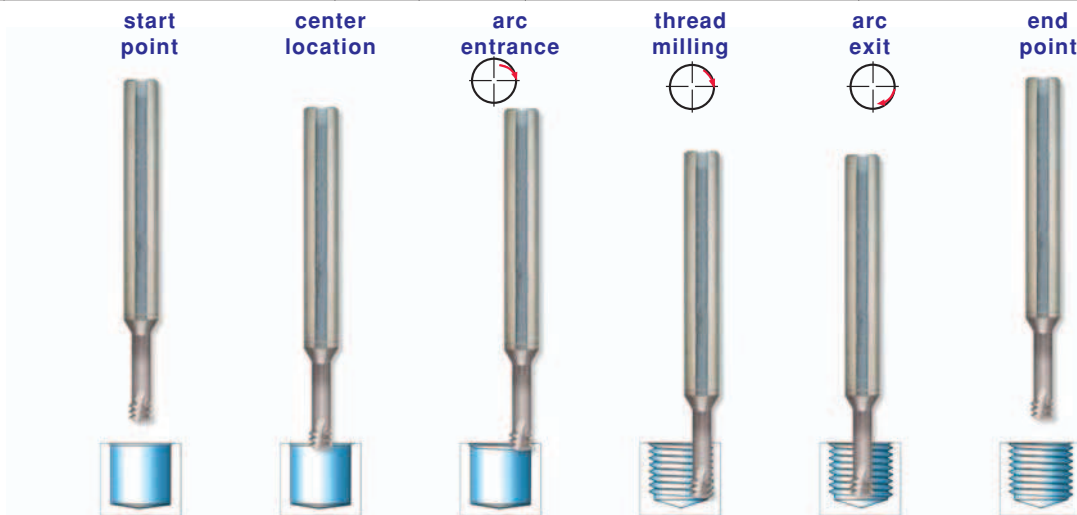
Pitch TPI	UNC	UNF	Ordering Code	d	D	No. of Flutes	l	L
72		1	MTS06014C3 72 UN	6	1.45	3	3.7	58
64	1	2	MTS06014C3 64 UN	6	1.40	3	3.8	58
56	2	3	MTS06016C4 56 UN	6	1.65	3	4.4	58
48	3	4	MTS06019C5 48 UN	6	1.90	3	5.2	58
40	4		MTS06021C6 40 UN	6	2.10	3	6.3	58
40	4		MTS06021C6 40 UN-L	6	2.10	3	6.3	105
40	5	6	MTS06024C7 40 UN	6	2.45	3	7.0	58
36		8	MTS06033C9 36 UN	6	3.30	3	9.0	58
32	6		MTS06025C7 32 UN	6	2.55	3	7.1	58
32	6		MTS06025C7 32 UN-L	6	2.55	3	7.1	105
32	8		MTS06032C9 32 UN	6	3.20	3	9.5	58
32	8		MTS06032C9 32 UN-L	6	3.20	3	9.5	105
32		10	MTS06037C10 32 UN	6	3.70	3	10.5	58
28		12	MTS06042C11 28 UN	6	4.20	3	11.0	58
28		1/4	MTS0605C14 28 UN	6	5.00	3	14.5	58
24	10,12		MTS06035C10 24 UN	6	3.50	3	10.6	58
24		5/16, 3/8	MTS08066C17 24 UN	8	6.60	3	17.0	64
20	1/4		MTS06047C14 20 UN	6	4.75	3	14.0	58
20		7/16	MTS0808C25 20 UN	8	8.00	3	25.0	64
18	5/16		MTS0606C17 18 UN	6	6.00	3	17.0	58
18		5/8	MTS1212D35 18 UN	12	12.00	4	35.0	84
16	3/8		MTS08067C22 16 UN	8	6.70	3	22.0	64
14	7/16		MTS08077C25 14 UN	8	7.70	3	25.0	64
13	1/2		MTS10092C27 13 UN	10	9.20	3	27.5	73
12	9/16		MTS12105C31 12 UN	12	10.50	3	31.5	84
11	5/8		MTS12114C34 11 UN	12	11.40	3	34.5	84
10	3/4		MTS16144D41 10 UN	16	14.40	4	41.5	105

Mini Mill Thread MTS and MTI types

MT7 Sub-Micron Grade with Titanium Aluminum Nitride multi-layer coating (ISO K10 - K20). This is a general purpose grade, which can be used with all materials; it should be run at medium to high cutting speeds.

MT8 Sub-Micron Grade with Aluminium Titanium Nitride (AlTiN) multi-layer coating (ISO K10-K20). Extremely high heat resistant and smooth cutting operation, for high performance, and normal machining conditions. General purpose for all materials.

ISO Standard	Material	Cutting Speed m/min	Feed mm/tooth													
			Cutting Diameter = D													
			ø1	ø1.5	ø2	ø3	ø4	ø5	ø6	ø7	ø8	ø9	ø10	ø12	ø14	ø16
P	Low & Medium Carbon Steels < 0.55%C	60-120	0.04	0.05	0.05	0.07	0.09	0.11	0.13	0.14	0.15	0.16	0.16	0.17	0.18	0.18
	High Carbon Steels ≥ 0.55%C	60- 90	0.03	0.04	0.05	0.06	0.08	0.09	0.10	0.12	0.13	0.14	0.14	0.16	0.17	0.18
	Alloy Steels, Treated Steels	50- 80	0.03	0.04	0.04	0.05	0.05	0.06	0.07	0.07	0.08	0.09	0.10	0.12	0.13	0.14
M	Stainless Steels - Free Cutting	70-100	0.02	0.03	0.03	0.04	0.05	0.06	0.06	0.07	0.08	0.09	0.10	0.11	0.12	0.13
	Stainless Steel-Austenitic	60- 90	0.02	0.03	0.03	0.04	0.05	0.06	0.06	0.07	0.08	0.09	0.10	0.11	0.12	0.13
	Cast Steels	70- 90	0.03	0.04	0.04	0.05	0.05	0.06	0.07	0.07	0.08	0.09	0.10	0.12	0.13	0.14
K	Cast Iron	40- 80	0.04	0.05	0.05	0.07	0.09	0.11	0.13	0.14	0.15	0.16	0.16	0.17	0.18	0.18
N	Aluminium ≤10%Si, Copper	100-200	0.04	0.05	0.05	0.07	0.09	0.11	0.13	0.14	0.15	0.16	0.16	0.17	0.18	0.18
	Aluminium >10%Si	60-140	0.03	0.03	0.03	0.04	0.05	0.06	0.06	0.07	0.08	0.09	0.10	0.11	0.13	0.14
	Synthetics, Duroplastics, Thermoplastics	50-200	0.09	0.10	0.11	0.12	0.14	0.16	0.18	0.19	0.19	0.19	0.19	0.19	0.20	0.20
S	Nickel Alloys and Titanium Alloys	20-40	0.03	0.03	0.03	0.04	0.04	0.05	0.06	0.06	0.06	0.07	0.07	0.07	0.08	0.08



Mini Mill-Thread vs. Taps

Features	Mini Mill-Thread	Taps
Thread surface quality	High	Medium
Thread geometry	Very accurate	Medium
Thread tolerances	4H, 5H, 6H with std cutter	6H with standard tap, 4H with specific tap
Machining time	Same as tap or shorter	Short
Tool breakage	Almost not possible	Could happen often
Machining load	Very low	High
Range of thread diameters	Wide range of diameters	Specific tap for each diameter
Right/Left hand threading	Same cutter	Specific tap for each
Geometric shape	Full profile	Partial profile